



Indigenous Navigator

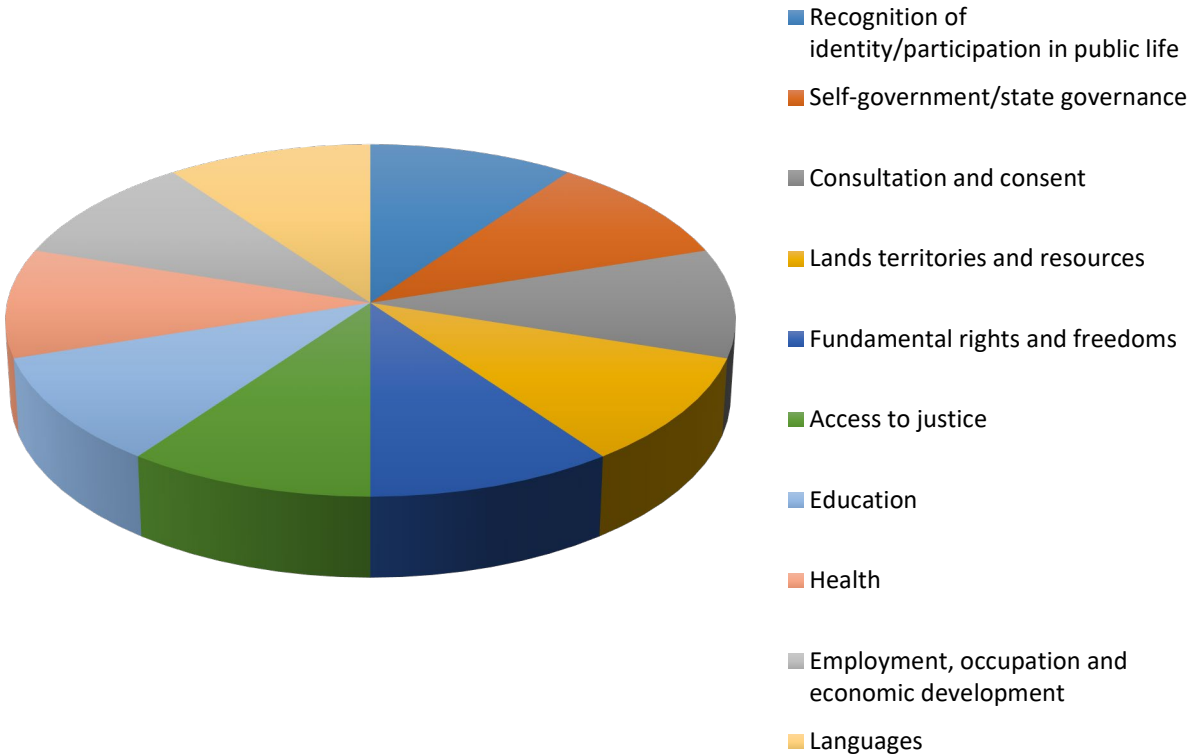
Index Values for Indigenous Peoples' Rights and Development

Calculate and illustrate the levels of *recognition* and *realization* of indigenous peoples' rights in your country

Calculating Index values for Indigenous Peoples' Rights and Development

The Indigenous Navigator's pre-defined short questionnaires for national and community-level data collection are both designed to measure 10 essential domains of indigenous peoples' rights.

Composition of the pre-defined questionnaires



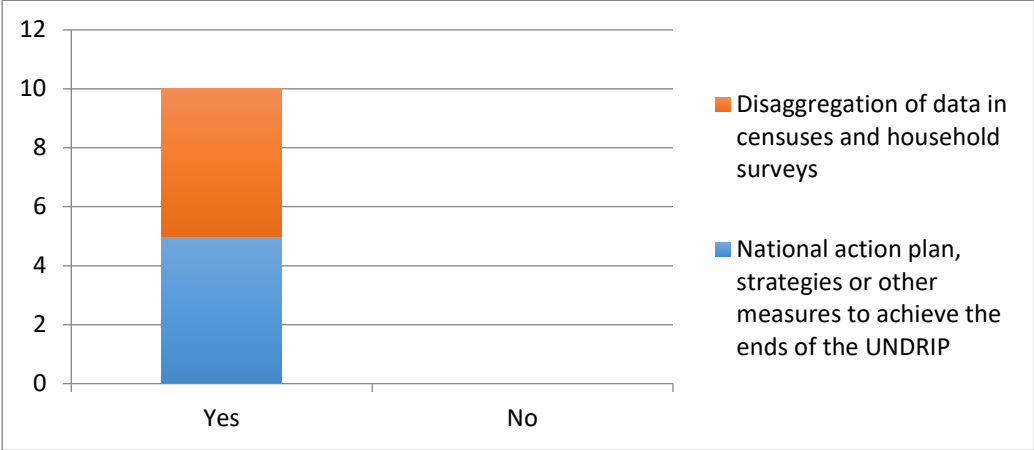
Key questions within each domain are assigned a numerical value, which makes it possible to translate the qualitative answers into numbers, which are easy to present graphically, and easy to compare.

The calculation of values within the same domains at national and at community-level also makes it possible to compare the state of recognition of indigenous peoples' rights in national laws, policies, etc. with the state of realization of indigenous peoples' rights at the community-level.

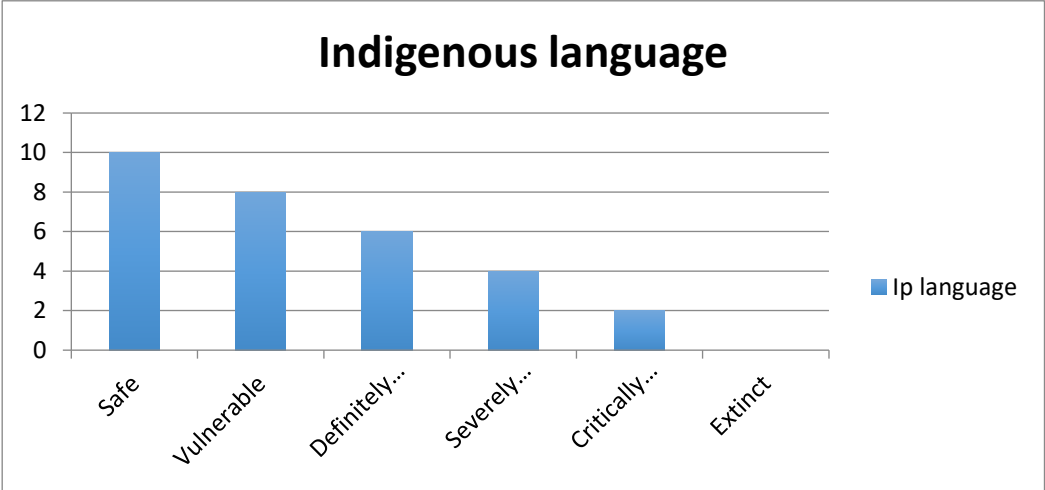
Each domain accounts for 10% of the total index value, which is 100. Within each domain, the value ranges from 0-10, depending on the level of recognition and implementation of indigenous peoples' rights.

For example, within the domain of state governance:

- If the State has developed a national action plan, strategies or other measures, in consultation and cooperation with indigenous peoples, to achieve the ends of the UNDRIP, it will get 5 points. If it has not, it will get 0 points.
- Likewise, if the State, in censuses and household surveys, collects disaggregated data to monitor the achievement of the MDGs/SDGs by indigenous peoples and individuals, it will get 5 points. If it does not, it will get 0 points.



Within the domain of languages, communities will assess the vitality of their language on a scale from 10-0:



The table below shows the indicators used within each of the 10 domains, as well as the value assigned for each response option.

Response values for each domain:

COMMUNITY ASSESSMENT INDICATOR		NATIONAL ASSESSMENT INDICATOR	
Recognition of identity and participation in public life (10%)			
<p>Recognition of indigenous peoples' distinct identity in the constitution or national legislation based on self-identification</p> <p>Proportion of seats held by (indigenous) women in: (a) national parliaments and (b) local governments¹</p>	<p>Does the state recognise the peoples covered in this survey as distinct peoples with collective rights? Yes=5 No=0</p> <p>Are there any men or women from your people/community who have seats in national parliament and/or elected local government bodies? Seat in national parliament men: Yes=1.25, No = 0 Seat in national parliament women: Yes= 1.25, No=0 Seat in local government men: Yes= 1.25, No=0 Seat in local government women Yes= 1.25, No=0</p>	<p>Recognition of indigenous peoples' distinct identity in the constitution or national legislation based on self-identification</p> <p>Recognition of the right of indigenous peoples to participate in decisions that may affect them, through their representative institutions, in national legislation</p>	<p>Does national legislation recognise indigenous peoples as distinct groups with collective rights? Yes=5 No=0</p> <p>Does national legislation recognize the right of indigenous peoples to participate in decisions that may affect them, through their representative institutions? At national level: Yes= 1.66, No=0 At sub-national level: Yes= 1.66, No=0 At local level: Yes= 1.66, No=0</p>

¹ SDG indicator 5.5.1

COMMUNITY ASSESSMENT INDICATOR

NATIONAL ASSESSMENT INDICATOR

Indigenous self-government/state governance (10%)

Planning of local development is handled by indigenous peoples' autonomous institutions

Do your indigenous institutions/authorities make their own plans for development (for example for water and sanitation, road infrastructure, electrification)?
 Not at all = 0, To a limited extent = 2.5, To some extent= 5, To a considerable extent= 7.5, Fully= 10

National action plans developed by States, in consultation and cooperation with indigenous peoples, to achieve the ends of the UNDRIP²

Proportion of sustainable development indicators produced at the national level with full disaggregation [including with regards to indigenous identity] when relevant to the target, in accordance with the Fundamental Principles of Official Statistics³

Has the State developed a national action plan, strategies or other measures in consultation and cooperation with indigenous peoples, to achieve the ends of the UN Declaration on the Rights of Indigenous Peoples (UNDRIP)? Yes=5, No = 0

Does the State, in censuses and household surveys, collect disaggregated data to monitor the achievement of the SDGs by indigenous peoples and individuals? Yes= 5, No = 0

² WCIP commitment

³ Combined WCIP commitment and SDG [indicator](#) 17.18.1

COMMUNITY ASSESSMENT INDICATOR

NATIONAL ASSESSMENT INDICATOR

Consultation and consent (10%)

Free, prior and informed consent of indigenous peoples' autonomous institutions before approval of measures that may affect them

Do local or central government institutions obtain the free, prior and informed consent of your community/ties before they approve projects or other measures that affect you? Central government:
Never = 0, Rarely= 1.25 Some times=2.5 Mostly=3.75, Always=5

Local government:
Never = 0, Rarely= 1.25 Some times=2.5 Mostly=3.75, Always=5

Recognition of the state duty to consult with indigenous peoples before adopting or implementing legislative or administrative measures that may affect them and prior to approval of any project that affects their lands, territories and resources in national legislation

Does national legislation recognise the state's duty to consult with indigenous peoples in order to obtain their free, prior and informed consent before adopting or implementing national legislative or administrative measures that may affect them? Yes= 5, No= 0

Does national legislation recognise the state's duty to consult with indigenous peoples in order to obtain their free, prior and informed consent prior to approval of any project that may affect their lands, territories or resources? Yes= 5, No= 0

COMMUNITY ASSESSMENT INDICATOR

NATIONAL ASSESSMENT INDICATOR

Lands, territories and resources (10%)

Incidents of conflicting land or resource claims⁴

Incidents of settlements, land grabbing, land use or resource extraction without indigenous peoples' free, prior and informed consent

Does your people/community experience conflicts related to land or natural resources? Yes= 0, No = 5

Have your people or community/ies, since 2008, experienced incidents of settlement, land grabbing, land use or resource extraction without your free, prior and informed consent? Yes= 0, No = 5

Recognition of indigenous peoples' rights to lands, territories and resources in national legislation

Incidents of settlements, land grabbing, land use or resource extraction without indigenous peoples' free, prior and informed consent

Does national legislation recognise indigenous peoples' collective rights to lands, territories and resources? Yes = 5, No = 0

Have there, since 2008 been incidents of settlements, land grabbing, land use or resource extraction without indigenous peoples' free, prior and informed consent? Yes= 0, No = 5

⁴ Also indicator for free, prior and informed consent and cultural integrity

COMMUNITY ASSESSMENT INDICATOR		NATIONAL ASSESSMENT INDICATOR	
Fundamental rights and freedoms (10%)			
Incidents of suppression of indigenous peoples' peaceful assembly contrary to international human rights law [since 2008] ⁵	Have there, since 2008, been incidents where peaceful assemblies of your people/community have been suppressed? Yes=0, No=5	Incidents of suppression of indigenous peoples' peaceful assembly contrary to international human rights law [since 2008] ⁶	Have there, since 2008, been incidents of suppression of indigenous peoples' peaceful assembly contrary to international human rights law Yes = 0, No = 5
Number of verified cases of killing, kidnapping, enforced disappearance, arbitrary detention and torture of [indigenous] journalists, associated media personnel, trade unionists and human rights advocates in the previous 12 months ⁷	Since 2008, have any community members - while defending the rights of the community - been victims of any of the following atrocities: Killing; Death threat; Kidnapping; Enforced disappearance; Arbitrary detention; Torture Yes= 0, No= 5	Number of verified cases of killing, kidnapping, enforced disappearance, arbitrary detention and torture of [indigenous] journalists, associated media personnel, trade unionists and human rights advocates in the previous 12 months ⁸	Since 2008, have any indigenous individuals - while defending the rights of the community - been victims of any of the following atrocities: Killing; Death threat; Kidnapping; Enforced disappearance; Arbitrary detention; Torture Yes (if any) = 0, No = 5

⁵ As reported by communities, registered by the NHRI and others

⁶ As reported by communities, registered by the NHRI and others

⁷ SDG indicator 16.10.1

⁸ SDG indicator 16.10.1

COMMUNITY ASSESSMENT INDICATOR

NATIONAL ASSESSMENT INDICATOR

Access to justice (10%)

Possibility to take legal action to litigate rights and seek remedies for violations

Has your people/community been able to take legal action to litigate rights and seek remedies for violations?

Not at all= 0, To a limited extent= 2.5, To some extent= 5, To a considerable extent= 7.5, Fully= 10
We have not experienced violations that would require legal action or remedies= 10

The right to access to translation into indigenous languages in legal proceedings is recognized in the national legislation

The jurisdiction of customary law institutions is recognized in the constitution or other forms of superior law or domestic law(s).⁹

Is the right to access to translation into indigenous languages in legal proceedings recognized in the national legislation?
Yes = 5, No = 0

Is the jurisdiction of customary law institutions recognised in the Constitution or national legislation?
Yes = 5, No = 0

⁹ Also indicator for access to justice

COMMUNITY ASSESSMENT INDICATOR

NATIONAL ASSESSMENT INDICATOR

Education (10%)

Percentage of [indigenous] children/young people: (a) in Grade 2/3; (b) at the end of primary; and (c) at the end of lower secondary achieving at least a minimum proficiency level in (i) reading and (ii) mathematics, by sex¹⁰

Accessibility of school facilities for indigenous peoples

Approximately, how many indigenous children and youth read and write in their indigenous language: In grade 2/3: None= 0, One out of five= 0,333, Two out of five= 0.666, Three out of five= 0.999, Four out of five= 1.333, Five out of five= 1.666. At the end of primary: None= 0, One out of five= 0,333, Two out of five= 0.666, Three out of five= 0.999, Four out of five= 1.333, Five out of five= 1.666
At the end of lower secondary: None= 0, One out of five= 0,333, Two out of five= 0.666, Three out of five= 0.999, Four out of five= 1.333, Five out of five= 1.666

How accessible are primary school facilities for the children of your community/people?
Immediately accessible= 5
Accessible = 3.75
Moderately inaccessible = 2.5
Inaccessible= 1.25
Highly inaccessible= 0

State special measures to train indigenous bilingual teachers

Diversification of primary and secondary education curricula in accordance with indigenous peoples' cultural and linguistics characteristics within the national education framework

Has the State developed special measures to train indigenous bilingual teachers?
Yes=3.333, No= 0

Are primary education curricula diversified in accordance with indigenous peoples' cultural and linguistics characteristics ? Not at all = 0, To a limited extent = 0.8332, To some extent = 1.665, To a significant extent = 2.5, Fully = 3.333

Are secondary education curricula diversified in accordance with indigenous peoples' cultural and linguistic characteristics?
Not at all = 0, To a limited extent = 0.8332, To some extent = 1.665, To a significant extent = 2.5, Fully = 3.333

¹⁰ SDG Indicator 4.1.1

COMMUNITY ASSESSMENT INDICATOR

NATIONAL ASSESSMENT INDICATOR

Health (10%)

Trends in traditional healing practices

Coverage of [indigenous] child full immunization as recommended by national vaccination schedules¹¹

How has the importance of traditional healing practices and medicines changed over the last 20 years in your people/community? It has no importance any longer = 0, The importance has diminished = 1.66, The importance remains the same = 3.33, The importance has increased= 5

Approximately, how many children of your people/community have received full immunization as recommended by national vaccination schedules? None=0, One out of five= 1, Two out of five=2, Three out of five=3, Four out of five=4, Five out of five= 5

The right to maintain traditional medicines and health practices is recognized in national legislation
Targeted health programs for indigenous peoples.

Does national legislation recognise indigenous peoples' right to maintain traditional medicines and health practices?
Yes= 5, No=0

Has the state developed targeted health programs for indigenous peoples?
Yes=5, No=0

¹¹ Related to SDG indicator 3.8.1.

COMMUNITY ASSESSMENT INDICATOR		NATIONAL ASSESSMENT INDICATOR	
Employment, occupations and economic development (10%)			
<p>Status and trends in traditional occupations¹²</p> <p>Proportion of men, women and children of all ages living in poverty in all its dimensions according to [indigenous peoples'] definitions</p>	<p>How has the importance of these traditional occupations for women changed over the last 20 years? It has no importance any longer= 0, The importance has diminished= 1.25, The importance remains the same= 2.5, The importance has increased=2.5</p> <p>How has the importance of these traditional occupations for men changed over the last 20 years? It has no importance any longer= 0, The importance has diminished= 1.25, The importance remains the same= 2.5, The importance has increased=2.5</p> <p>Approximately, how many men and women in your community/people do you consider poor?</p> <p>No men=2.5 One-two out of ten men=1.25 Three-four out of ten men=0.625 Five or more out of ten men=0</p>	<p>Participation of indigenous peoples in the process to define the national poverty reduction strategy</p> <p>Special measures to promote employment of indigenous youth¹³</p> <p>State special measures to provide vocational training according to indigenous peoples' special needs or traditional occupations</p>	<p>Have indigenous peoples participated in the definition of the national poverty reduction strategy? Not at all= 0, to a limited extent= 0.83325 To some extent= 1.6665 In a significant way= 2.49975 Fully=3.333 Not applicable = 0</p> <p>Has the state developed special measures to promote employment of indigenous youth Yes= 3.333, No=0 NB! If the answer to the question above is 'Not applicable', the response value of a Yes to this and the following question changes. In that case Yes = 5, No = 0</p> <p>Has the State developed special measures to provide vocational training according to indigenous peoples' special needs or traditional occupations? Yes=3.333, No=0 NB! If the first question in this section (on poverty reduction strategies) is answered with 'Not applicable', the response values of the replies to this question are the following: Yes = 5, No = 0</p>

¹² CBD indicator, also development indicator

¹³ WCIP commitment

COMMUNITY ASSESSMENT INDICATOR		NATIONAL ASSESSMENT INDICATOR	
	No women=2.5 One-two out of ten women=1.25 Three-four out of ten women=0.625 Five or more out of ten women=0		
Languages (10%)			
Degree of endangerment of indigenous peoples' languages ¹⁴	Is you indigenous language (or languages) considered: Safe= 10, Vulnerable=5, Definitely endangered= 3, Severely endangered= 1, Critically endangered=0, Extinct=0 If the response include an assessment of more than one language, the score of the individual languages are added up and divided by the number of languages.	Recognition of indigenous languages among the official languages of the country Use of indigenous languages in systems of signposting, documentation and official communications	Are indigenous language(s) recognized among the official languages of the country? None=0, Some=2.5 All=5 Are indigenous languages used in systems of signposting, documentation and official communications? Yes= 5, No= 0

¹⁴ According to UNESCO criteria for assessing endangerment